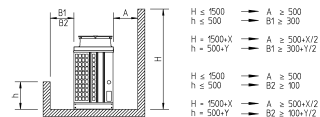
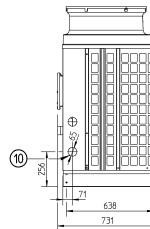
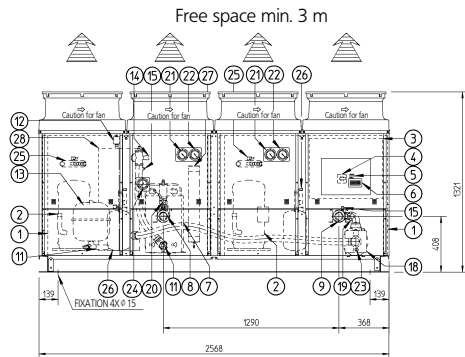
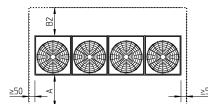
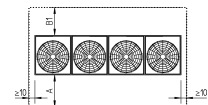
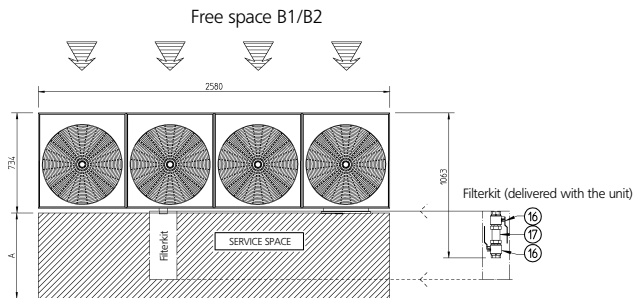


# EUWAB16KBZW1

- 1 Air heat exchanger
- 2 Compressor
- 3 Switch box
- 4 Main switch
- 5 Pump switch
- 6 Digital display controller
- 7 Water heat exchanger
- 8 Water IN connection: 2" M BSP
- 9 Water OUT connection: 2" M BSP
- 10 Power supply intake
- 11 Drain
- 12 Air purge
- 13 Expansion vessel
- 14 Safety valve
- 15 Pressure port
- 16 Ball valve
- 17 Water filter
- 18 Pump
- 19 Regulation valve
- 20 Flow switch
- 21 High pressure gauge (optional)
- 22 Low pressure gauge (optional)
- 23 Pump drain
- 24 Water pressure gauge
- 25 4 way valve\*
- 26 Accumulator\*
- 27 Liquid receiver\*
- 28 Buffer tank

\* Only for H/P models



3TW55734-3