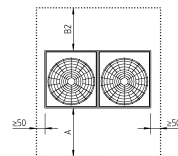
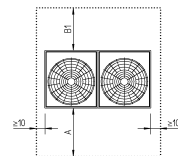
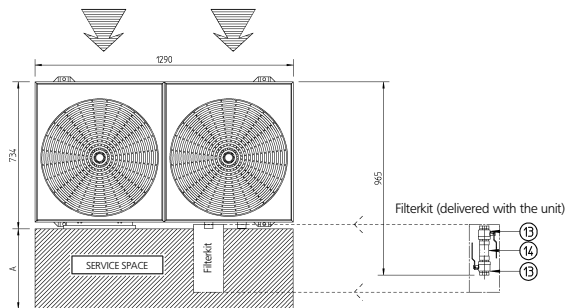


EUWAN5-8KBZW1

- 1 Air heat exchanger
 - 2 Compressor
 - 3 Switch box
 - 4 Main switch
 - 5 Digital display controller
 - 6 Water heat exchanger
 - 7 Water IN connection: 1 1/4" M BSP
 - 8 Water OUT connection: 1 1/4" M BSP
 - 9 Power supply intake
 - 10 Drain
 - 11 Air purge
 - 12 Pressure port
 - 13 Ball valve: 1-1/4" BSP
 - 14 Water filter: 1-1/4" BSP
 - 15 Flow switch
 - 16 High pressure gauge (optional)
 - 17 Low pressure gauge (optional)
 - 18 4 way valve*
 - 19 Accumulator*
 - 20 Liquid receiver*
- * Only for H/P models

Free space B1/B2



Free space min. 3 m

