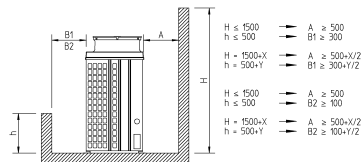
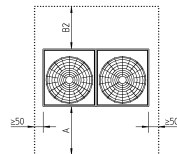
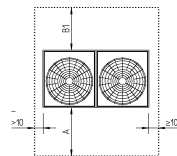
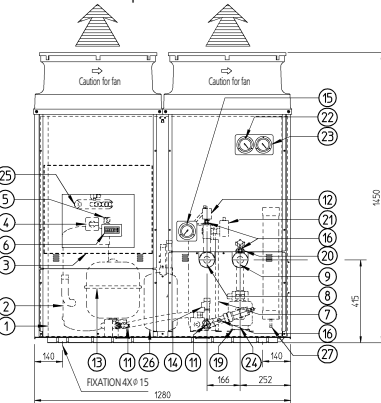
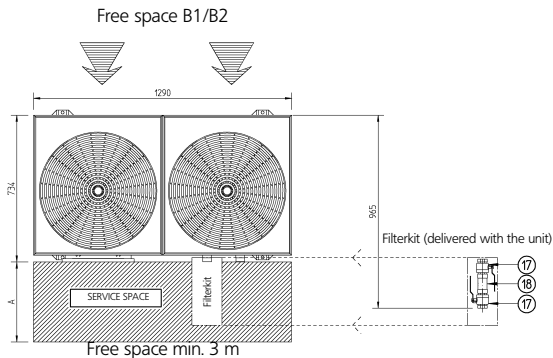
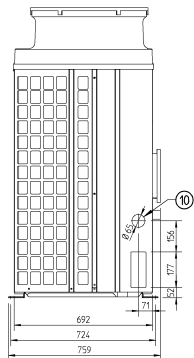


# EUWAP10-12KBZW1

- 1 Air heat exchanger
- 2 Compressor
- 3 Switch box
- 4 Main switch
- 5 Pump switch
- 6 Digital display controller
- 7 Water heat exchanger
- 8 Water IN connection: 1 1/4" M BSP
- 9 Water OUT connection: 1 1/4" M BSP
- 10 Power supply intake
- 11 Drain
- 12 Air purge
- 13 Expansion vessel
- 14 Safety valve
- 15 Manometer (water)
- 16 Pressure port
- 17 Ball valve: 1-1/4" BSP
- 18 Water filter: 1-1/4" BSP
- 19 Pump
- 20 Regulation valve
- 21 Flow switch
- 22 High pressure gauge (optional)
- 23 Low pressure gauge (optional)
- 24 Pump drain
- 25 4 way valve \*
- 26 Accumulator \*
- 27 Liquid receiver \*

\* Only for H/P models



- |            |              |
|------------|--------------|
| H ≤ 1500   | A ≥ 500      |
| h ≤ 500    | B1 ≥ 300     |
| H = 1500-X | A ≥ 500-X/2  |
| h = 500-Y  | B1 ≥ 300-Y/2 |
| H ≤ 1500   | A ≥ 500      |
| h ≤ 500    | B2 ≥ 100     |
| H = 1500-X | A ≥ 500-X/2  |
| h = 500-Y  | B2 ≥ 100-Y/2 |