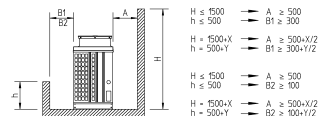
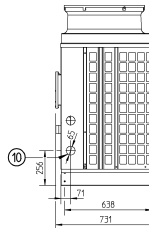
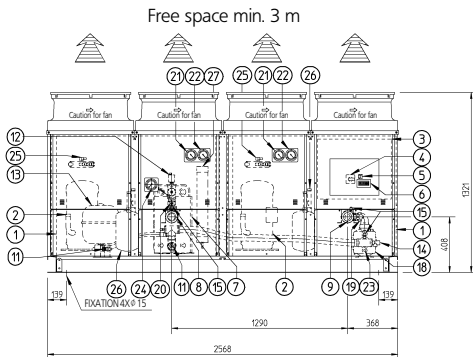
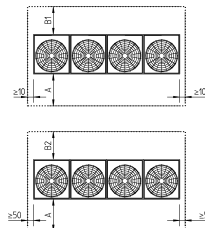
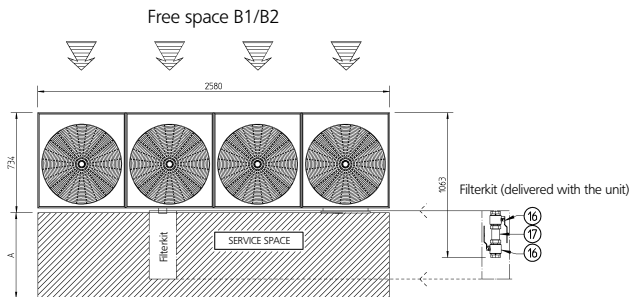


EUWAP16KBZW1

- 1 Air heat exchanger
 - 2 Compressor
 - 3 Switch box
 - 4 Main switch
 - 5 Pump switch
 - 6 Digital display controller
 - 7 Water heat exchanger
 - 8 Water IN connection: 2" M BSP
 - 9 Water OUT connection: 2" M BSP
 - 10 Power supply intake
 - 11 Drain
 - 12 Air purge
 - 13 Expansion vessel
 - 14 Safety valve
 - 15 Pressure port
 - 16 Ball valve
 - 17 Water filter
 - 18 Pump
 - 19 Regulation valve
 - 20 Flow switch
 - 21 High pressure gauge (optional)
 - 22 Low pressure gauge (optional)
 - 23 Pump drain
 - 24 Water pressure gauge
 - 25 4 way valve *
 - 26 Accumulator *
 - 27 Liquid receiver *
- * Only for H/P models



3TW55734-2