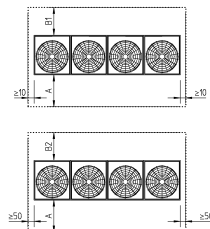
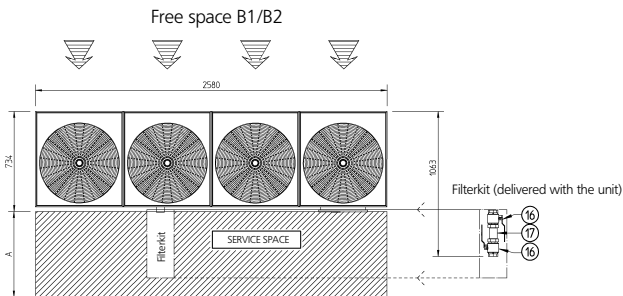
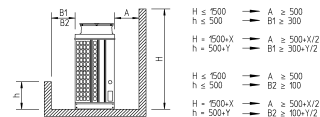
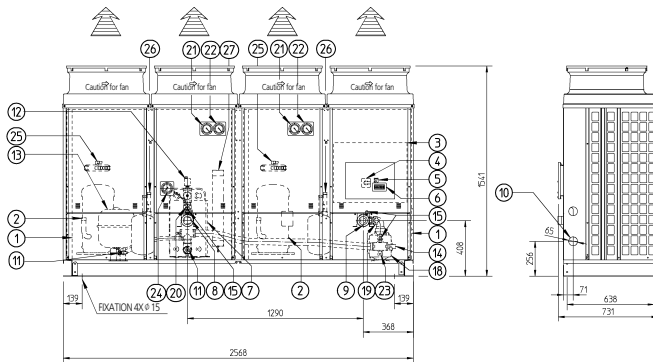


# EUWYP20-24KBZW1

- 1 Air heat exchanger
  - 2 Compressor
  - 3 Switch box
  - 4 Main switch
  - 5 Pump switch
  - 6 Digital display controller
  - 7 Water heat exchanger
  - 8 Water IN connection: 2" M BSP
  - 9 Water OUT connection: 2" M BSP
  - 10 Power supply intake
  - 11 Drain
  - 12 Air purge
  - 13 Expansion vessel
  - 14 Safety valve
  - 15 Pressure port
  - 16 Ball valve
  - 17 Water filter
  - 18 Pump
  - 19 Regulation valve
  - 20 Flow switch
  - 21 High pressure gauge (optional)
  - 22 Low pressure gauge (optional)
  - 23 Pump drain
  - 24 Water pressure gauge
  - 25 4 way valve \*
  - 26 Accumulator \*
  - 27 Liquid receiver \*
- \* Only for H/P models



Free space min. 3 m



3TW55744-2