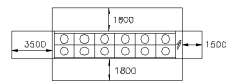
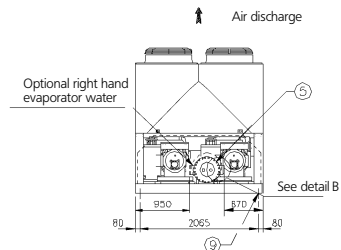
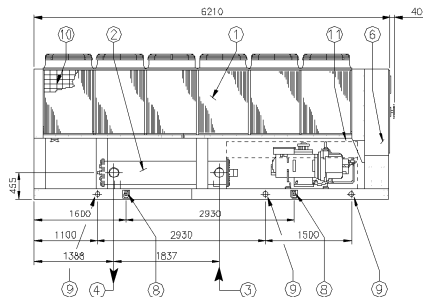
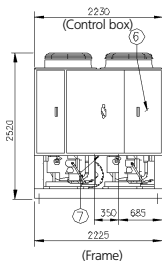
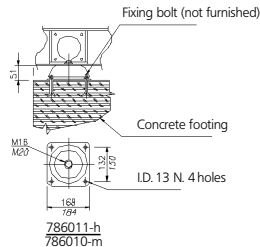


EWAD600BJYNN/Z



Fan arrangements and minimum clearance requirements

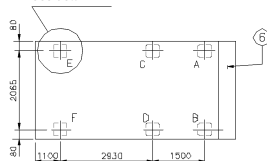
Detail "A" rubber isolator



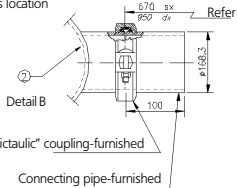
Legend

- ① Condenser coil
- ② Evaporator
- ③ Evaporator water inlet
- ④ Evaporator water outlet
- ⑤ Victaulic connections for 168.3 O.D. tube
- ⑥ Operating and control panel
- ⑦ 360x150 slot for power and control panel connection
- ⑧ 4 lifting shackles
- ⑨ 8 isolator mounting holes 25 mm DIA.
- ⑩ Coil protection guards (optional)
- ⑪ Compressors enclosure

See detail A



Isolators location



Condenser type	Weight KG		Isolators load KG					
	Shipping	Operating	A	B	C	D	E	F
Aluminium	5858	5864	1140	1225	930	995	782	812
Acrylic coated								
Rubber isolators	Type (q/ty)		786010-m (4 Pz.)				786010-h (2 Pz.)	