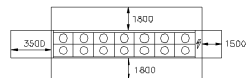
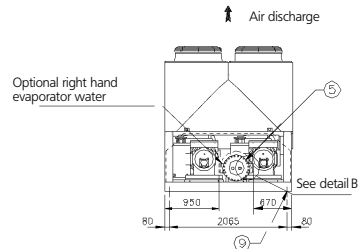
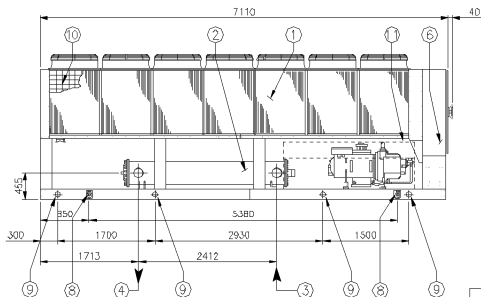
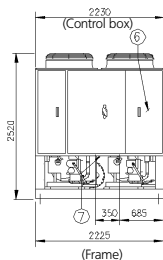


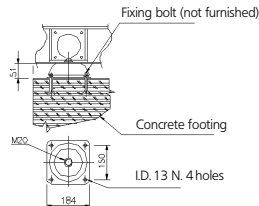
EWAD750BJYNN/Q

EWAD700BJYNN/Z



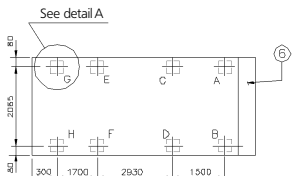
Fan arrangements and minimum clearance requirements

Detail "A" rubber isolator

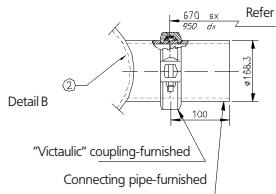


Legend

- ① Condenser coil
- ② Evaporator
- ③ Evaporator water inlet
- ④ Evaporator water outlet
- ⑤ Victaulic connections for 168.3 O.D. tube
- ⑥ Operating and control panel
- ⑦ 360x150 slot for power and control panel connection
- ⑧ 4 lifting shackles
- ⑨ 8 isolator mounting holes 25 mm DIA.
- ⑩ Coil protection guards (optional)
- ⑪ Compressors enclosure



Isolators location



"Victaulic" coupling-furnished
Connecting pipe-furnished

Condenser type	Weight KG		Isolators load KG							
	Shipping	Operating	A	B	C	D	E	F	G	H
Aluminium	6030	6280	1080	1175	900	975	690	745	345	370
Acrylic coated										
Rubber isolators	Type (q/ty)		786010-m (4 Pz.)				786010-w (2 Pz.)			