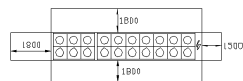
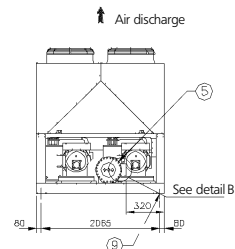
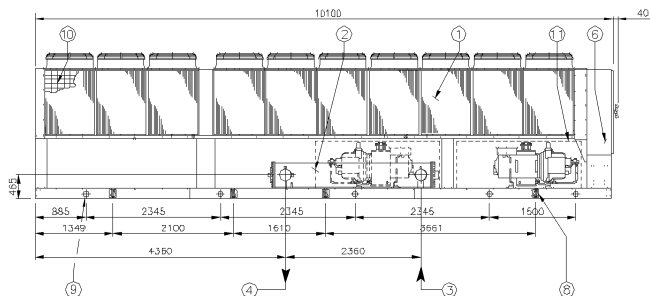
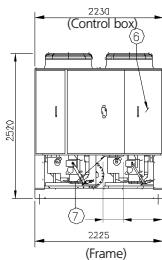


EWAD950BJYNN/Z

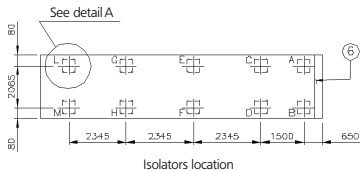
EWADC11BJYNN/Q



Fan arrangements and minimum clearance requirements

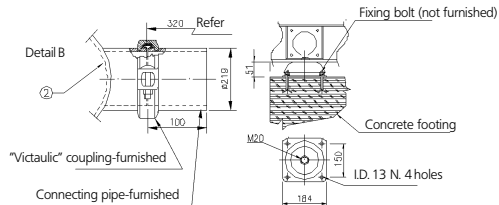
Legend

- ① Condenser coil
- ② Evaporator
- ③ Evaporator water inlet
- ④ Evaporator water outlet
- ⑤ Victaulic connections for 219.1 O.D. tube
- ⑥ Operating and control panel
- ⑦ 360x150 slot for power and control panel connection
- ⑧ 8 lifting shackles
- ⑨ 10 isolator mounting holes 25 mm DIA.
- ⑩ Coil protection guards (optional)
- ⑪ Compressor enclosure (optional)



Isolators location

Detail "A" rubber isolator



Condenser type	Weight KG		Isolators load KG									
	Shipping	Operating	A	B	C	D	E	F	G	H	L	M
Aluminium	9310	9720	1335	1335	1105	1105	1290	1290	535	535	595	595
Acrylic coated												
Rubber isolators	Type (q/ty)		786010-h (6 Pz)					786010-v (4 Pz)				