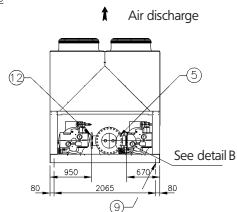
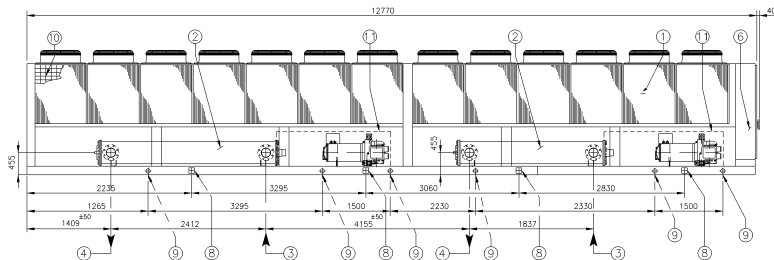
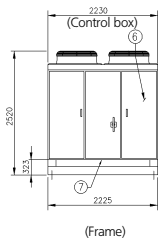


# EWADC18BJYNN/A

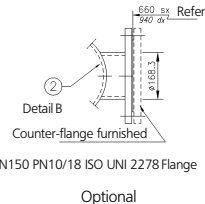
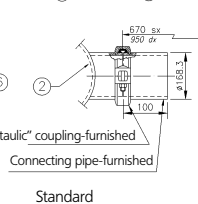
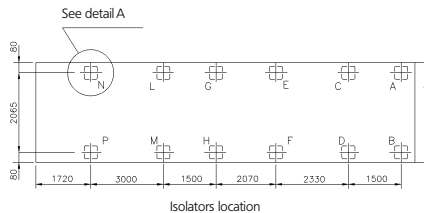
## EWADC18BJYNN/A+OPRN

## EWADC18BJYNN/A+OPLN



### Legend

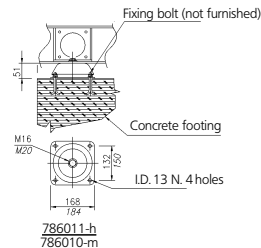
- ① Condenser coil
- ② Evaporator
- ③ Evaporator water inlet
- ④ Evaporator water outlet
- ⑤ Victaulic connections for 168.3 O.D. tube
- ⑥ Operating and control panel
- ⑦ 360x150 slot for power and control panel connection
- ⑧ 8 lifting shackles
- ⑨ 12 isolator mounting holes 25 mm DIA.
- ⑩ Coil protection guards (optional)
- ⑪ Compressors enclosure (optional)
- ⑫ Optional right hand evaporator water



Standard

Optional

Detail "A" rubber isolator



Fan arrangements and minimum clearance requirements

Version	Condenser type	Weight KG		Isolators load KG											
		Shipping	Operating	A	B	C	D	E	F	G	H	L	M	N	P
EWADC18BJYNN/A	Aluminium	11606	11986	1180	1265	922	987	882	932	1051	1136	712	777	1046	1096
EWADC18BJYNN/A+OPRN	Acrylic coated														
EWADC18BJYNN/A+OPLN	Aluminium	12086	12466	1240	1325	982	1047	882	932	1111	1196	772	837	1046	1096
EWADC18BJYNN/A+OPLN	Acrylic coated														
EWADC18BJYNN/A	Rubber isolators	Type (q/ty)		786010-m						786011-h			786010-m		
EWADC18BJYNN/A+OPRN				(8 Pz)						(4 Pz)			(8 Pz)		
EWADC18BJYNN/A+OPLN															