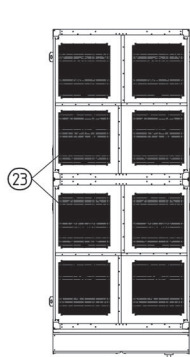
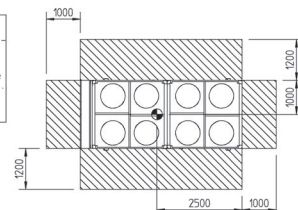
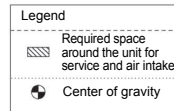


EWAQ240-260DAYN(P-B)

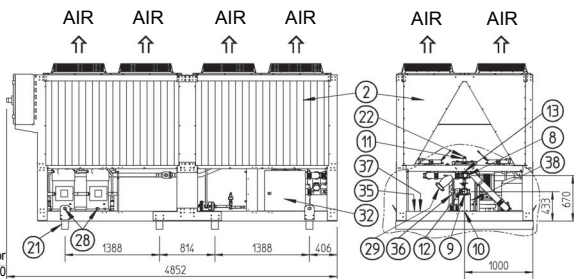
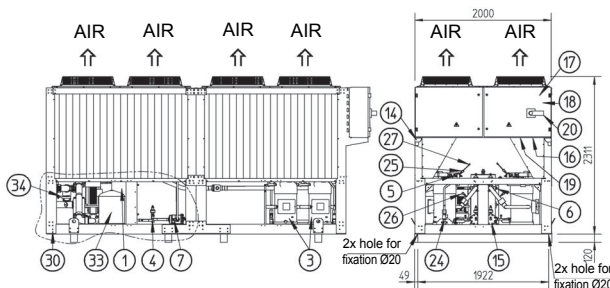
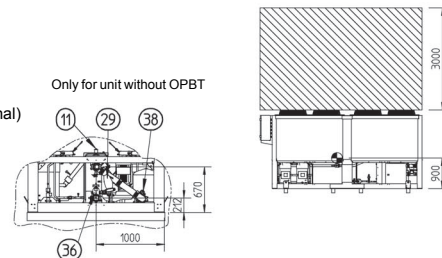
- 01 Evaporator
- 02 Condensor
- 03 Compressor
- 04 Expansion valve + sight glass
- 05 Discharge stopvalve (Optional)
- 06 Suction stopvalve (Optional)
- 07 Liquid stopvalve (Optional)
- 08 Chilled water IN (Victaulic coupling)
- 09 Chilled water OUT (Victaulic coupling)
- 10 Water drain evaporator
- 11 Air purge
- 12 Leaving water temperature sensor
- 13 Entering water temperature sensor
- 14 Ambient sensor
- 15 Drier + charge valve
- 16 Power supply intake
- 17 Switchbox
- 18 Digital display controller (Inside switchbox)
- 19 Field wiring intake



- 20 Main isolator switch
- 21 Transport beam
- 22 Flowswitch
- 23 Fan
- 24 Safety valve
- 25 High pressure sensor
- 26 Low pressure sensor
- 27 High pressure switch
- 28 Oil sight glass
- 29 Waterfilter
- 30 Frame
- 31 Pump (optional)
- 32 Buffertank (optional)
- 33 Expansion vessel (optional)
- 34 Water stopvalve (optional)
- 35 Buffertank drain valve (optional)
- 36 Regulating valve (optional)
- 37 Water safety valve (optional)
- 38 Pressure gauge (optional)



Only for unit without OPBT



Only for unit without OPBT

