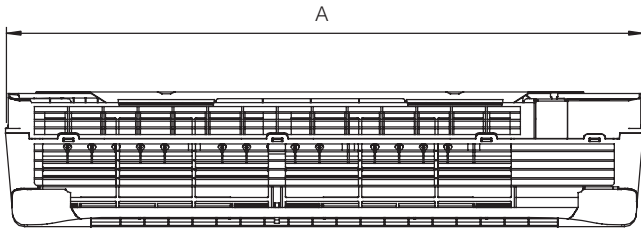
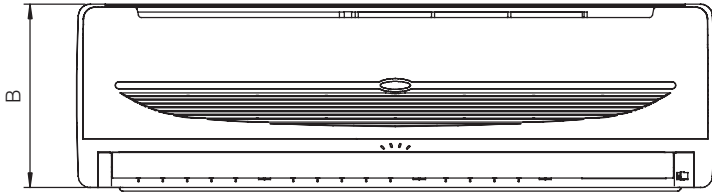


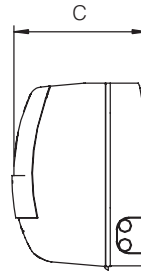
# FWT (05, 06)



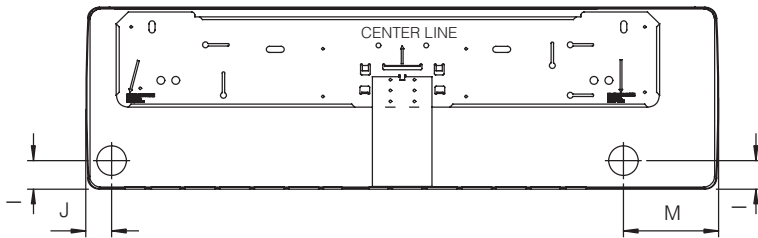
TOP VIEW



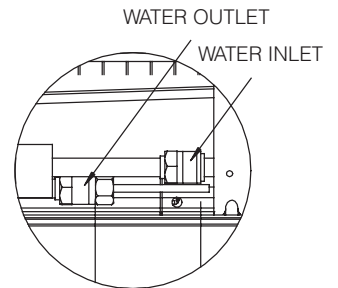
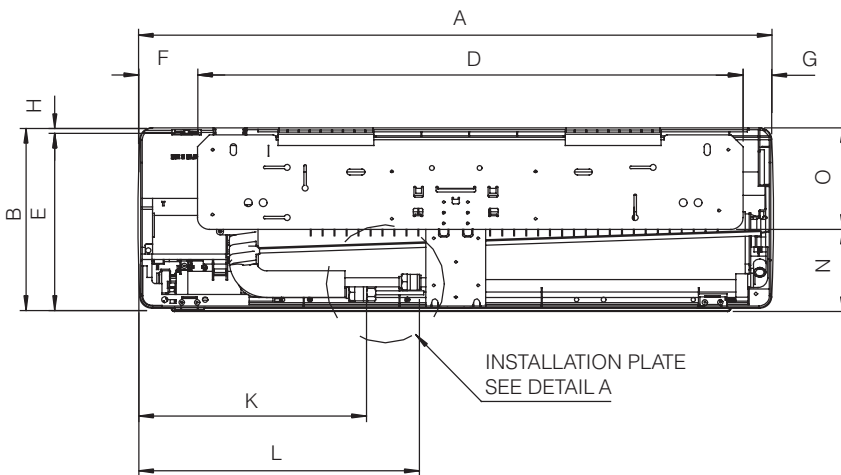
FRONT VIEW



SIDE VIEW



INSTALLATION PLATE



DETAIL A

Dimension	A	B	C	D	E	F	G	H	I	J	K	L	M	N	O
FWT05AATNMV1 / FWT06AATNMV1	1060 (41,7)	310 (12,2)	220 (8,6)	912 (35,9)	294 (11,6)	99 (3,9)	51 (2,0)	8 (0,3)	48 (1,9)	43 (1,7)	369 (14,5)	453 (17,8)	160 (6,3)	138 (5,4)	160 (6,3)