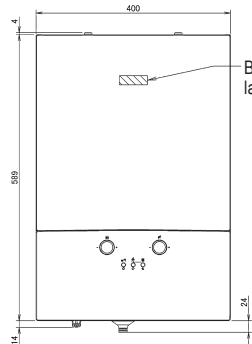
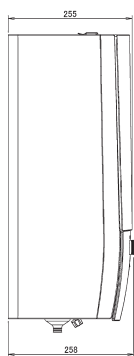
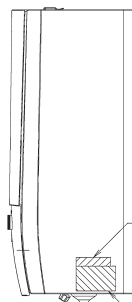


# D2TND24A4A

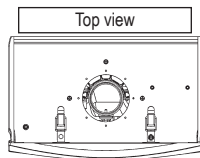
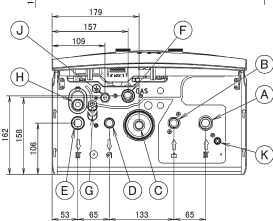
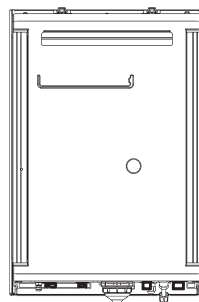


Brand name label



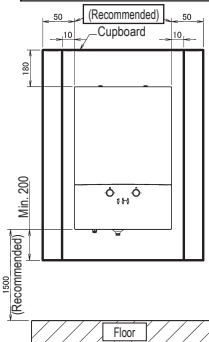
Caution label

Manufacturer's label

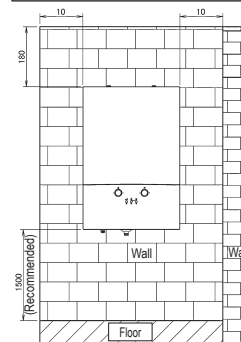


Top view

Minimum space  
(In case of into cupboard mounting)



Minimum space  
(In case of on wall mounting)



Bottom connections:	
Ⓐ	Central heating inlet connection (3/4")
Ⓑ	Domestic cold water inlet connection (1/2")
Ⓒ	Condensate trap discharge
Ⓓ	Domestic hot water outlet connection (1/2")
Ⓔ	Central heating outlet connection (3/4")
Ⓕ	Gas pipe connection (3/4")
Ⓖ	Filling valve
Ⓗ	Safety valve discharge
Ⓙ	Power cable
Ⓚ	Drain valve