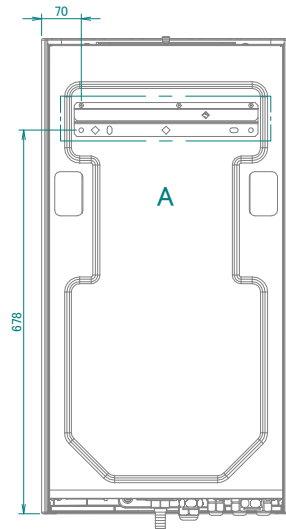
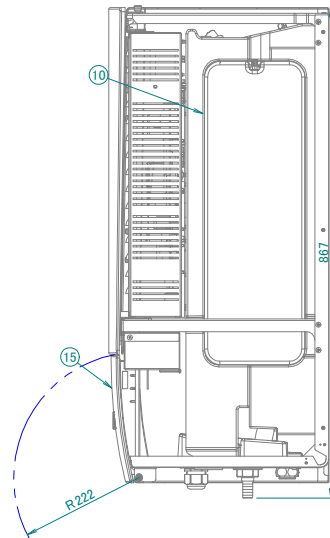
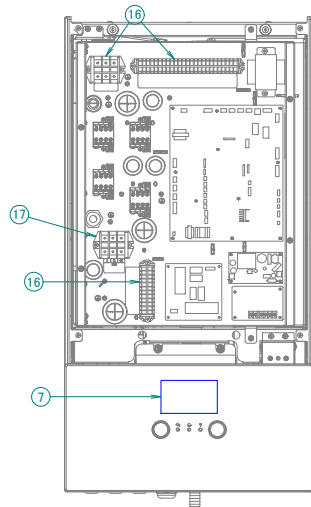
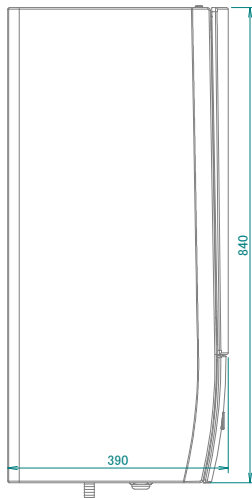


EABH-D6V
EABH-D9W
EABX-D6V
EABX-D9W



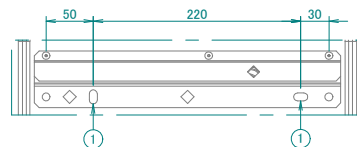
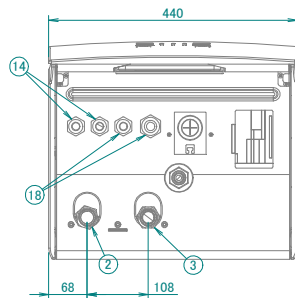
- ① Holes ·(Ø8.5)· for wall fixation
- ② Water out connection ·(1" F BSP)·
- ③ Water in connection ·(1" F BSP)·

- ④ Flow switch
- ⑤ Backup heater
- ⑥ Pump
- ⑦ User interface
- ⑧ Safety valve Pressure
- ⑨ Air purge

- ⑩ Expansion vessel
- ⑪ Magnetic filter / dirt separator
- ⑫ Space heating water pressure sensor

- ⑬ Shut-off valves
- ⑭ Wire entrance of the power supply / communication wire

- ⑮ Service door
- ⑯ Switch box terminals
- ⑰ Switch box terminals for the domestic hot water tank (option)
- ⑱ Options



DETAIL A
WALL FIXATION

