














Item	Name (EKHHP)
1	Flow  Solar or flow for additional heat source (1" IG) 
2	Cold water connection (1" AG) 
3	Hot water (1" AG) 
4	Flow  Solar or for additional heat source (3/4" IG + 1" AG) (only EKHHP500A2V3)
5	Return  Solar for additional heat source (3/4" IG + 1" AG) (only EKHHP500A2V3)
6	Connection refrigerant gas line  Cu ϕ 3/8" (9.5mm)
7	Connection refrigerant liquid line  Cu ϕ 1/4" (6.4mm)
7a	Recommended accessory: Non-return valve (2 pcs)
9	Storage tank (polypropylene double walled jacket with PUR hard foam heat insulation)
10	Filling and draining connection or return  Solar or return for additional heat source
11	Mount for solar controller or handle
12	Heat exchanger (stainless steel) for domestic hot water heating
13	Heat exchanger (stainless steel) for storage tank charging by hot water heat pump (liquifier)
14	Heat exchanger (stainless steel) for storage tank charging by pressurised solar or alternative heat generator (only EKHHP500A2V3)
15	Connection for integrated booster heater (R 1 1/2" IG) 
17	Fill level indicator (tank water)
18	Integrated electrical booster heater (BOH)
19	Sensor pocket for tank temperature sensor <small>t_{BOH}</small>
20	Pressure-free storage tank water
23	Safety overflow connection 
24	Mount for handle
25	Cover
26	Type plate
27	Control hot water heat pump

AG	Outer thread
IG	internal thread
t _{BOH}	Storage tank temperature sensor
	Safety devices
	Observe tightening torque

Item	Name (Controller)
30	Key "On/Off"
31	Operating display LED
32	Display operating mode "Low Noise Mode" active
33	Display operating mode "Hot Water Heating" active
34	Display error code
35	Display time
36	Display weekday
37	Display refrigerant compressor active
38	Display switching timer programme switched on
39	Display active switching times
40	Display off status in timer programme
41	Display booster heater (BOH) switched on
42	Display external signal (HT/NT/Smart Grid)
43	Display operating mode "Start-up", "Defrost Mode" active
44	Display external temperature or temperature in hot water storage tank
45	Display operating mode "Automatic" active
46	Display external temperature active
47	Display hot water temperature or other temperature values
48	Display "Function not available"
49	Display parameter setting mode active
50	Display service technician required
51	Display parameter code
52	Keys setting hot water temperature
53	Key "Automatic" operating mode
54	Key programming
55	Key "High Output" operating mode
56	Key activation/deactivation of timer programme
57	Key "Low Noise" operating mode
58	Keys Time setting
59	Key error code / parameter setting Brief push: Display last error code Push for 5 sec: Enter parameter settings