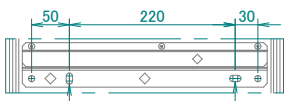
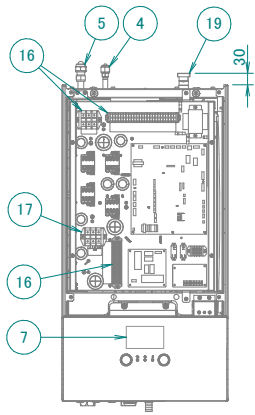
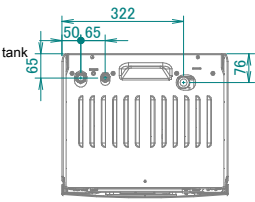
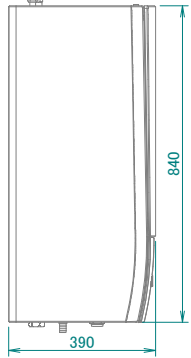
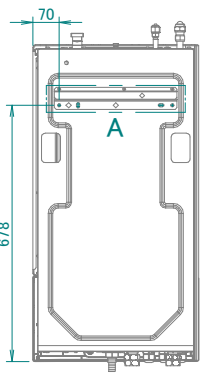
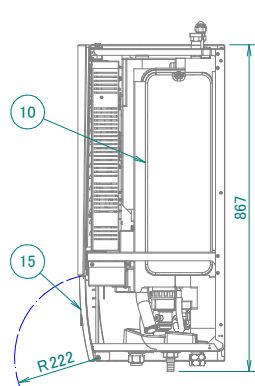


# EBBH-D6V / EBBH-D9W

## EBBX-D6V / EBBX-D9W

- ① Holes (Ø8.5) for wall fixation
- ② Water out connection (1" F BSP)
- ③ Water in connection (1" F BSP)
- ④ Refrigerant liquid connection ·Ø9.52·  
Flare connection
- ⑤ Refrigerant gas connection ·Ø15.9·  
Flare connection
- ⑥ Pump
- ⑦ User interface
- ⑧ Safety valve  
Pressure
- ⑨ Air purge
- ⑩ Expansion vessel
- ⑪ Magnetic filter / dirt separator
- ⑫ Heat exchanger (refrigerant / water)
- ⑬ Shut-off valves
- ⑭ Wire entrance of the power supply / communication wire
- ⑮ Service door
- ⑯ Switch box terminals
- ⑰ Switch box terminals for the domestic hot water tank (option)
- ⑱ Backup heater
- ⑲ Chimney
- ⑳ Space heating water pressure sensor
- ㉑ Options



**1** DETAIL A  
**WALL FIXATION**

