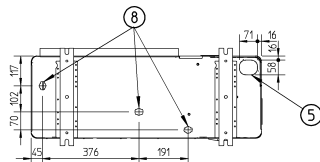
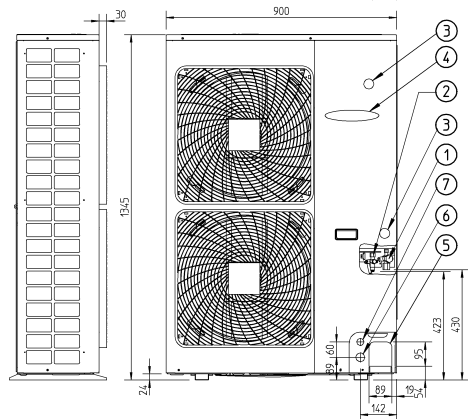
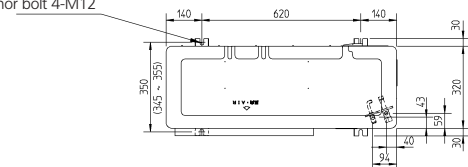


Hole for anchor bolt 4-M12



- 1 Gas pipe connection ϕ 15.9 flare
- 2 Liquid pipe connection - ϕ 9.5 flare
- 3 Service port (in the unit) (2x)
- 4 Electronic connection and grounding terminal M5 (in switch box)
- 5 Refrigerant piping intake
- 6 Power supply wiring intake (knock hole ϕ 34)
- 7 Control wiring intake (knock hole ϕ 27)
- 8 Drain outlet

