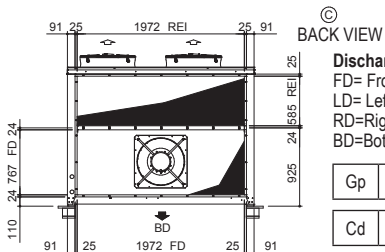
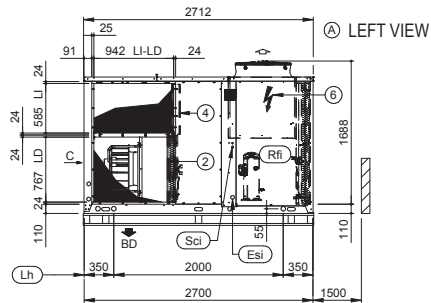
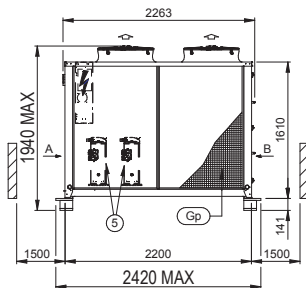
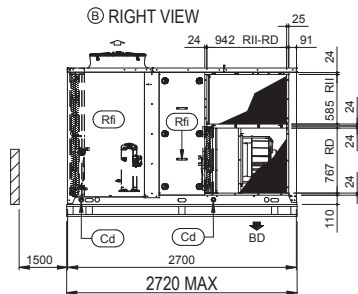


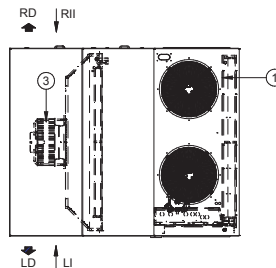
# UATYQ45ABAY1



Discharge air direction →  
 FD= Frontal discharge  
 LD= Left discharge  
 RD=Right discharge  
 BD=Bottom discharge

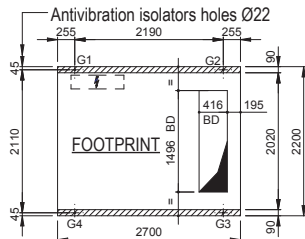
Intake air direction →  
 REI=Rear intake  
 RII=Right intake  
 LI=Left intake

Gp	GRID PROTECTIONS
Cd	CONDENSATE DRAIN
Rfi	REMOVE FOR INSPECTION
Esi	ELECTRICAL SUPPLY INLET
Sci	SIGNAL CABLES INLET
Lh	LIFTING HOLES Ø55



## DENOMINATION

- 1) Condensing coil
- 2) Evaporating coil
- 3) Discharge fan
- 4) EU4 filter
- 5) Compressor
- 6) Electrical panel



		[Kg]					
OPERATING WEIGHT	G1	G2	G3	G4	ANTIVIBRATION ISOLATOR CODE		
1068	323	277	216	252	UATYQAVM1		

DDIM000247B