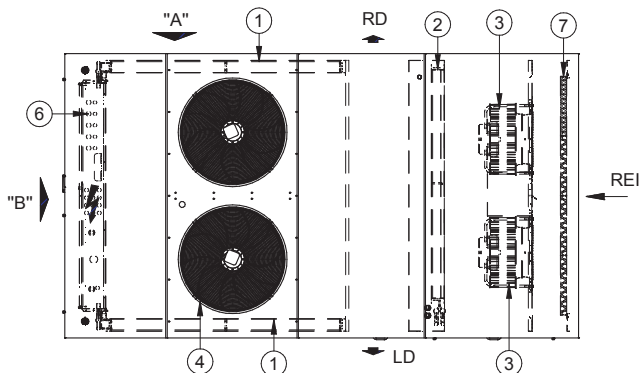
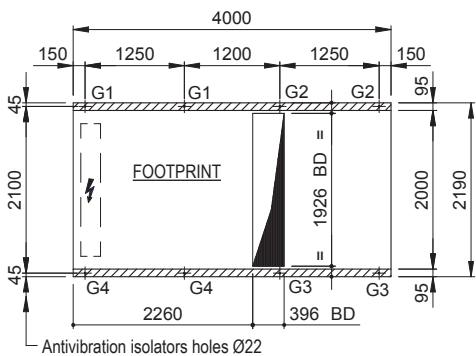
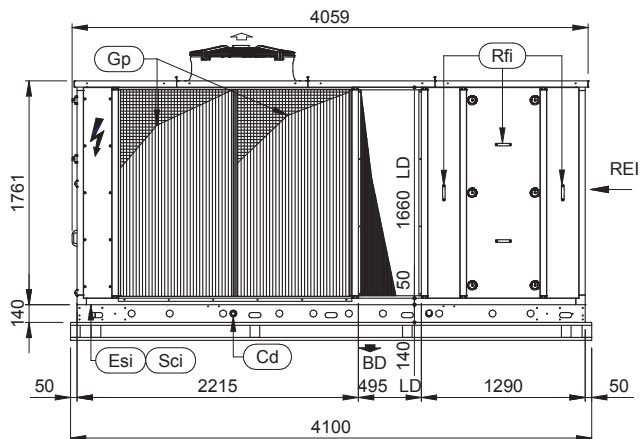
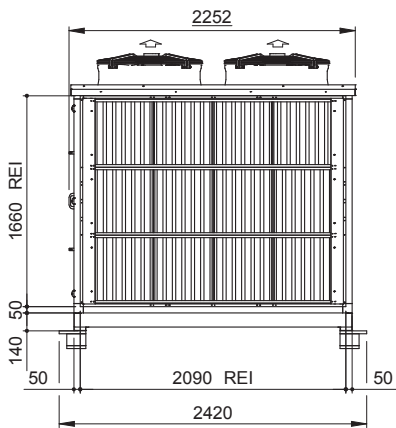
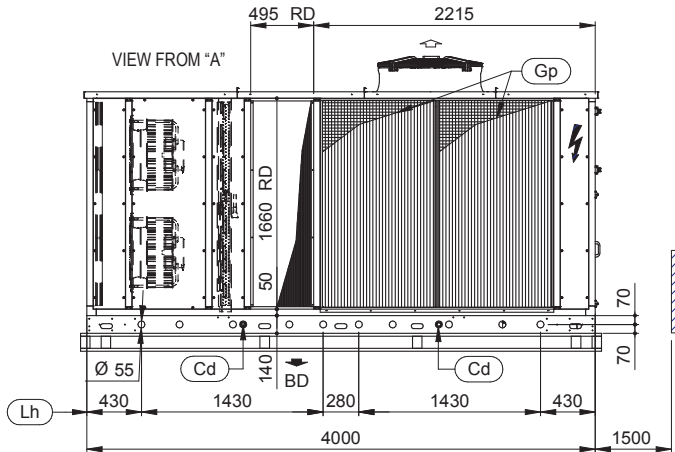
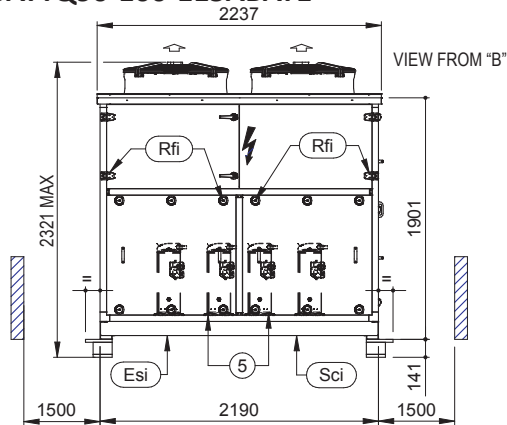


# UATYQ90-100-115ABAY1



## DENOMINATION

- 1) Condensing coil
- 2) Evaporating coil
- 3) Discharge fan
- 4) Condensing fan
- 5) Compressor
- 6) Electrical panel
- 7) EU4 air filter

**Discharge air direction** →  
 BD=Bottom discharge  
 LD= Left discharge  
 RD=Right discharge

**Intake air direction** →  
 REI=Rear intake

Gp	GRID PROTECTIONS	Lh	LIFTING HOLES Ø55		CLEARANCES
Cd	CONDENSATE DRAIN	Rfi	REMOVE FOR INSPECTION	Esi	ELECTRICAL SUPPLY INLET
				Sci	SIGNAL CABLES INLET

	[Kg]					ANTIVIBRATION ISOLATOR CODE
	OPERATING WEIGHT	G1	G2	G3	G4	
UATYQ90ABAY1	1738	250	175	183	261	UATYQAVM1
UATYQ100ABAY1	1742	251	174	183	263	
UATYQ115ABAY1	1794	264	173	182	278	