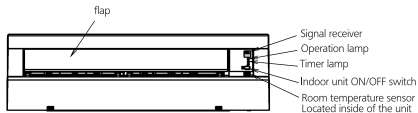
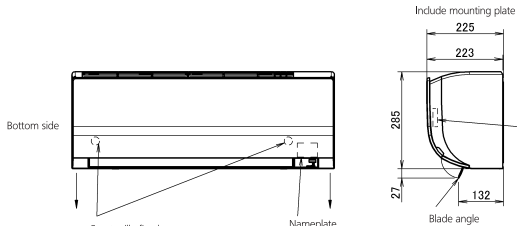
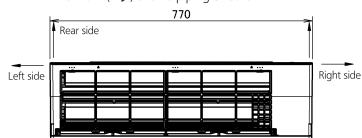
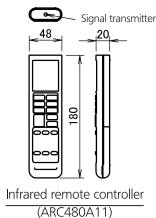
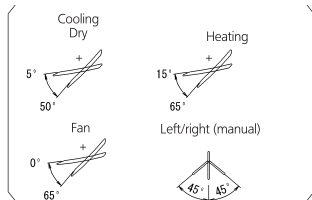


# ATXP-KV

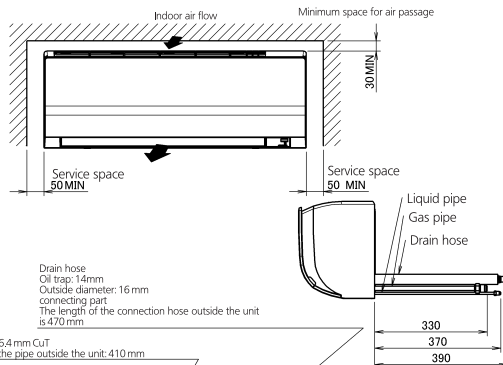
The mark (→) shows piping direction.



Blade angle  
Up/down (automatic)



Required space for service and ventilation



Terminal block with earth terminal  
Located inside of the unit.

Liquid pipe  $\phi$  6.4 mm CuT  
The length of the pipe outside the unit: 410 mm

Gas pipe  $\phi$  9.5 mm CuT  
The length of the pipe outside the unit: 360 mm

