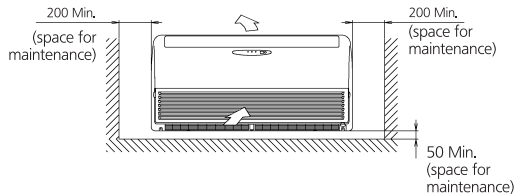
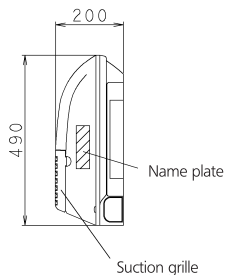
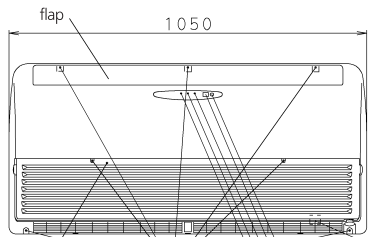
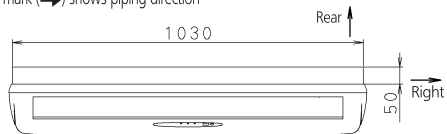


FLXS25-35B(9) Floor level installation

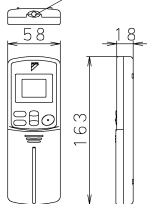

The mark (→) shows piping direction

Required space
(for performance and maintenance)

→ Air flow (indoor)

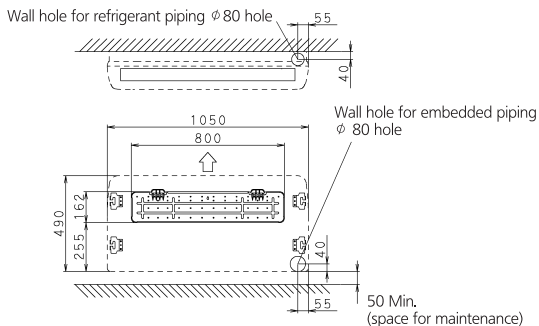
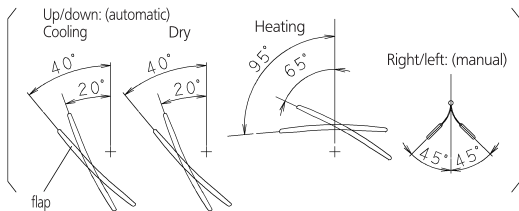


- Liquid pipe (ϕ 6.4 CuT)
- Gas pipe (ϕ 9.5 CuT)
- Drain hose (I.D. ϕ 14, O.D. ϕ 18)



Infrared remote controller
ARC433B67

Blade angle



Standard locations of wall holes