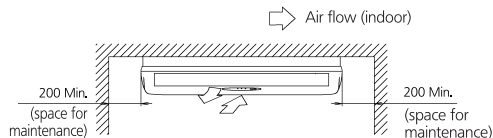
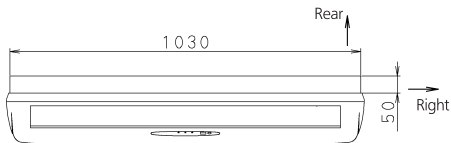


# FLXS25-35B

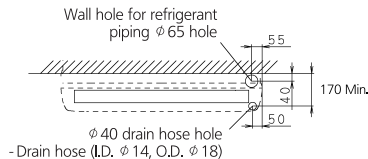
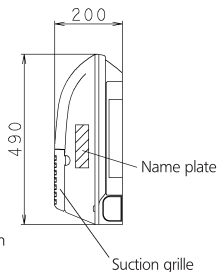
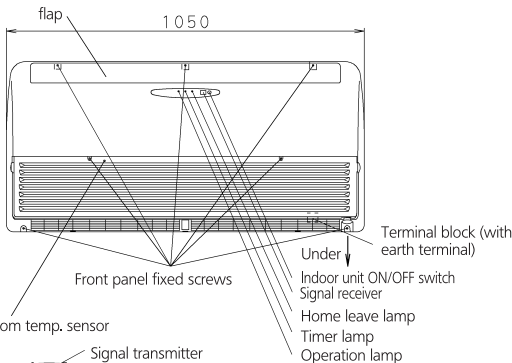
## Ceiling suspended installation

The mark (→) shows piping direction

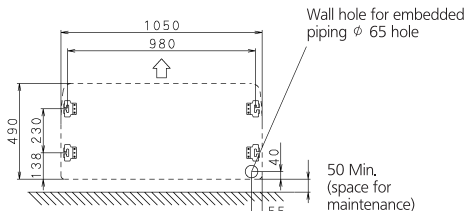
Required space (Ceiling suspended)  
(for performance and maintenance)



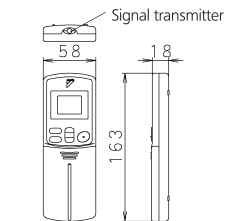
- Liquid pipe (6.4CuT)
- Gas pipe (φ 9.5 CuT)



### Standard locations of wall holes



Location of suspension bolts



Infrared remote controller

ARC433B67

### Blade angle

