

FTXG25,35E

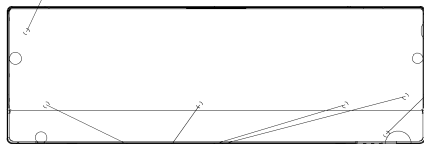
unit (mm)

The mark (→) shows piping direction

840



Reduction gear unit fixed screws (inside panel)



Bottom

Front grille fixing screws (inside)

Operation lamp

Timer lamp

Intelligent eye lamp

Intelligent eye sensor

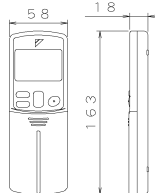
Room temp. thermistor (inner)

Earth terminal (M4 inside panel)

Name plate

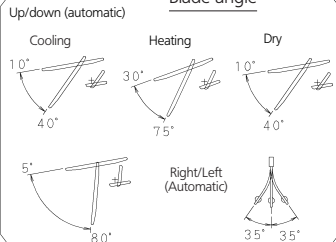
Indoor unit ON/OFF switch

Signal transmitter



Infrared remote control (ARC433A41)

Blade angle

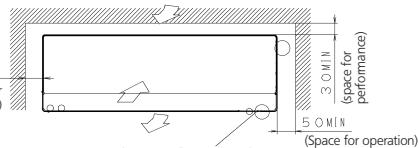


Required space for installation

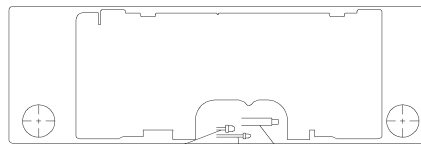
Air flow (indoor)

50 MIN

(Space for operation)



Room temperature thermistor (bottom view)



Gas pipe 9.5CuT (The length of pipe outside the unit: about 340)

Drain hose (connecting part I.D. ϕ 14.0, O.D. ϕ 18.0) (The hose length on the outside of the unit is approx. 440)

Liquid pipe 6.4CuT (The length of pipe outside the unit: about 390)

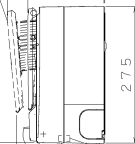
Terminal block with earth terminal (inside)

Up and down wind direction control blade movable range

(198) Including mounting plate

194

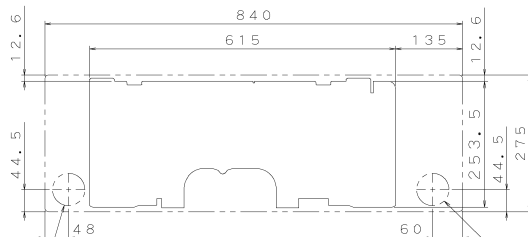
150



Operating state

24

178



Wall hole for embedded piping ϕ 65 hole.

Wall hole ϕ 65 hole

Standard locations of wall holes

3D050494C