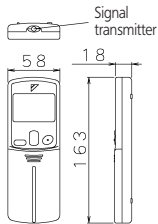
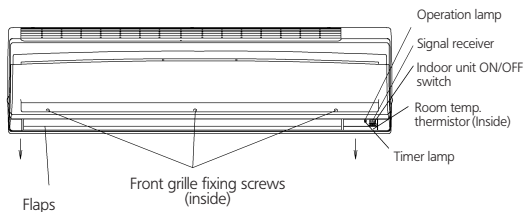

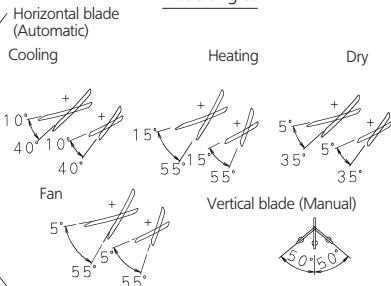


The mark (→) shows piping direction

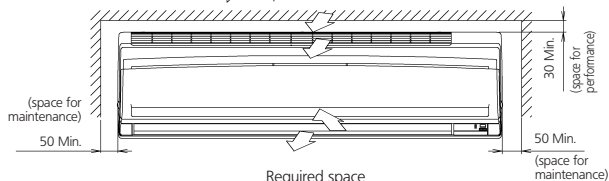


Infrared remote control  
(ARC433A72)

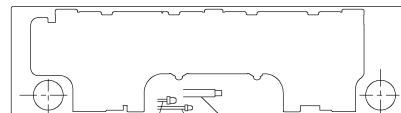
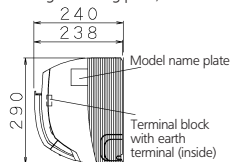
### Blade angles



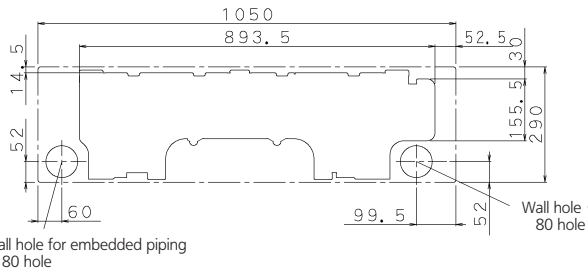
→ Air flow (indoor)  
(for performance and maintenance)



(Including mounting plate)



Gas pipe 12.7CuT (The length of pipe outside the unit: about 430)  
Liquid pipe  $\phi 6.4$  CuT (the length of pipe outside the unit: about 480)  
Drain hose for VP13 (connecting part I.D.14.0, O.D.18.0)  
(The hose length on the outside of the unit is approx. 530)



Wall hole for embedded piping  
 $\phi 80$  hole

Standard locations of wall holes