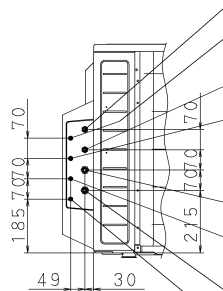
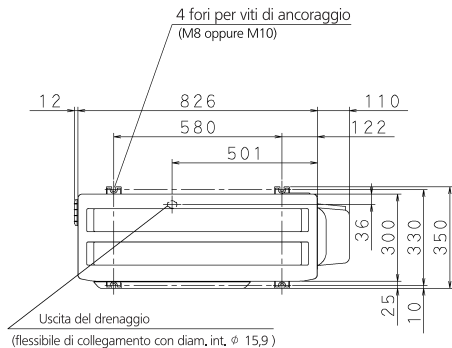


4MXS68F



<locale A>
Tubazione del gas
(ϕ 9,5 a cartella)
Tubazione del liquido
(ϕ 6,4 a cartella)

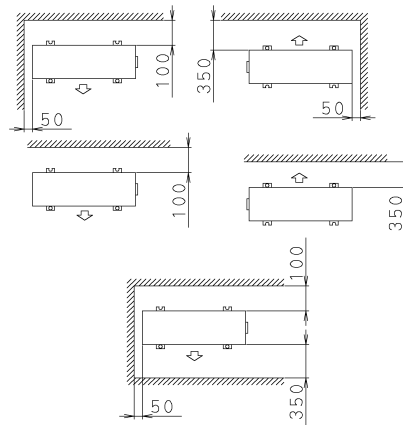
<locale B>
Tubazione del gas
(ϕ 9,5 a cartella)
Tubazione del liquido
(ϕ 6,4 a cartella)

<locale C>
Tubo gas
(ϕ 12,7 a cartella)
Tubazione del liquido
(ϕ 6,4 a cartella)

<locale D>
Tubo gas
(ϕ 15,9)
Tubazione del liquido
(ϕ 6,4 a cartella)

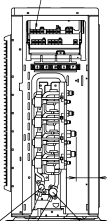
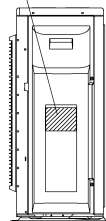
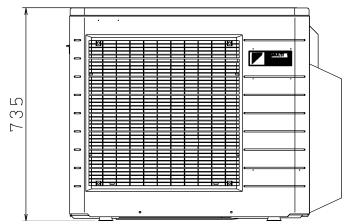
Spazio minimo per passaggio aria

Altezza della parete sul lato uscita aria = meno di 1200



5-Morsetteria con collegamento di terra

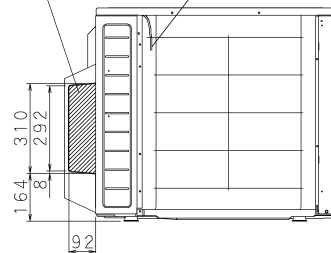
Etichetta identificativa



	A	
Liquido	ϕ 6,4	95
Gas	ϕ 9,5	85
	ϕ 12,7	76

Ingresso cavi e tubazioni di collegamento

Termistore temperatura esterna



Valvola d'intercezione sulla linea del liquido

Valvola di intercezione del gas