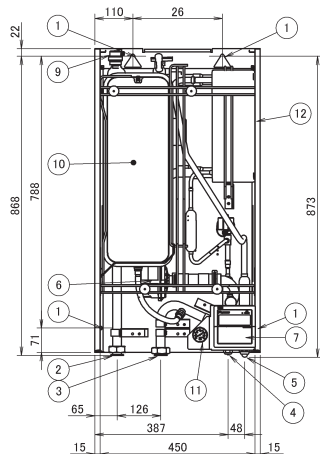
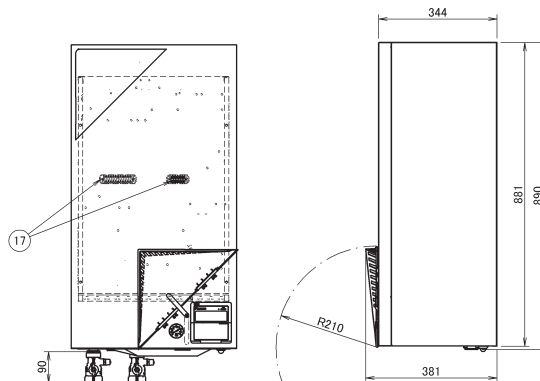
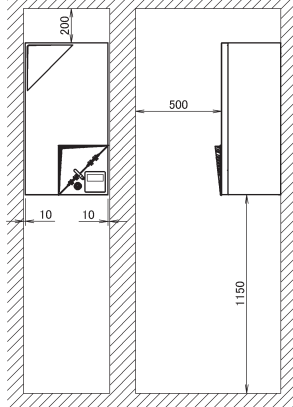


Required space for service and ventilation



- ① Holes (Ø12) for fixation to the wall
- ② Water out connection (1-1/4" F BSP)
- ③ Water in connection (1-1/4" F BSP)
- ④ Refrigerant liquid connection Ø9.52 (flare)
- ⑤ Refrigerant suction connection Ø15.9 (flare)
- ⑥ Pump
- ⑦ User interface
- ⑧ Safety valve (pressure)
- ⑨ Air purge
- ⑩ Expansion vessel
- ⑪ Pressure gauge
- ⑫ Heat exchanger (refrigerant / water)
- ⑬ Shut off valve with drain / fill valve (1-1/4" F BSP) (included accessory)
- ⑭ Water filter
- ⑮ Power supply / Communication wire entrance
- ⑯ Service door
- ⑰ Switchbox terminals

