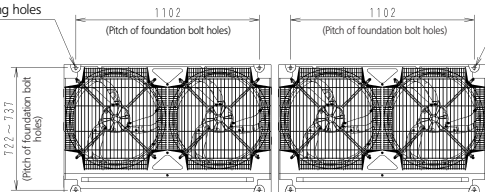
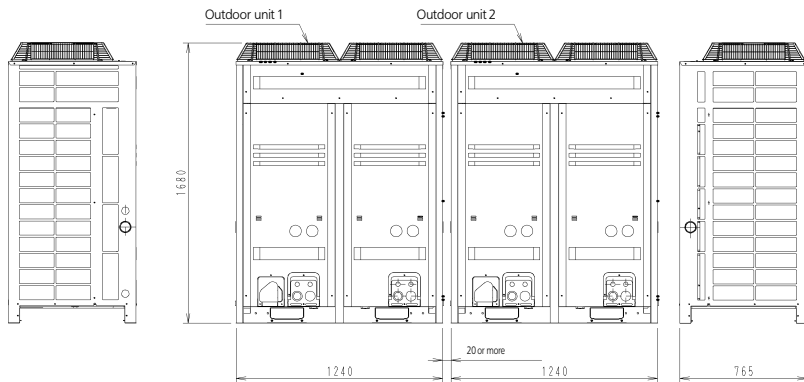
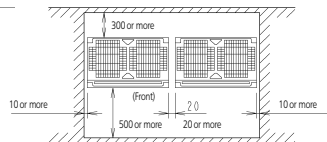


# REYQ30,32P8

4-15X22,5-mm-Oblong holes  
(foundation bolt hole)



4-15X22,5-mm-Oblong holes  
(foundation bolt hole)



## Notes:

- 1 Heights of walls  
Front: 1500 mm  
suction side: 500 mm  
Side: Height unrestricted.

The installation space shown in this figure is based on the condition of cooling operation at the outdoor air temperature of 35°C.

The installation space of suction side shown above must be expanded in the following case.

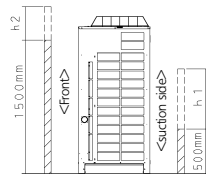
- Design outdoor temperature becomes over 35°C.

- Operating over Max. operating load (In case of causing a heavy heating load at indoor unit side).

- 2 If the above wall heights are exceeded then h1/2 and h2/2 should be added to the front and suction side service spaces respectively as shown in the figure on the right.

- 3 When installing the units most appropriate pattern should be selected from those shown above in order to obtain the best fit in the space available always bearing in mind the need to leave enough space for a person to pass between units and wall and for the air to circulate freely.  
(If more units are to be installed than are catered for in the above patterns your layout should take account of the possibility of short circuits.)

- 4 The units should be installed to leave sufficient space at the front for the on site refrigerant piping work to be carried out comfortably.



Model name	Outdoor unit 1	Outdoor unit 2
REYQ30P8	REMQ16P8	REMQ14P8
REYQ32P8	REMQ16P8	REMQ16P8

3D057887