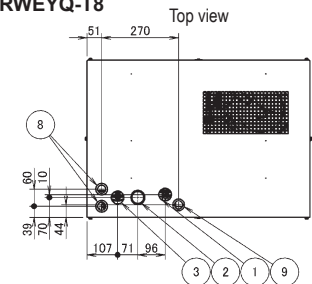
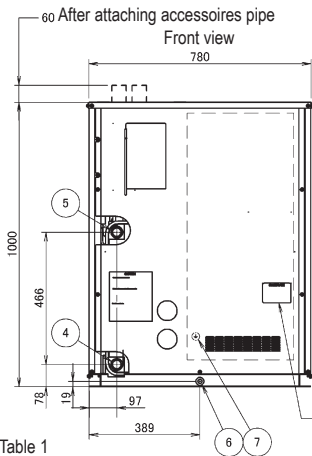
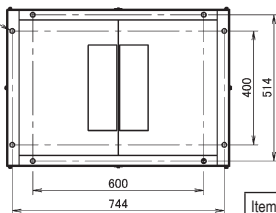


RWEYQ-T8




Foundation bolt hole
8x Ø17

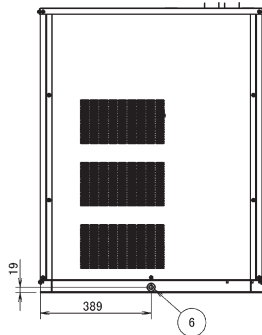
Bottom view



Right side view



Rear view



Item	Part name	Remark
1	Liquid pipe	See table 1
2	Suction pipe	See table 1
3	Gas pipe	See table 1
4	Water in connection	External pipe thread · ISO 228 - G1 1/4 B
5	Water out connection	External pipe thread · ISO 228 - G1 1/4 B
6	Drain outlet	External pipe thread · ISO 228 - G1/2 B
7	Grounding terminal	M5
8	Power supply wiring intake	Ø29
9	Cable inlet	Ø29

NOTES

- The grounding terminal is located in the switch box.

Table 1

Model	RWEYQ8		RWEYQ10	
	Heat pump	Heat recovery	Heat pump	Heat recovery
Liquid pipe	Ø9.5	Ø9.5	Ø9.5	Ø9.5
Suction pipe		Ø19.1		Ø22.2
Gas pipe (high/low pressure)	Ø19.1	Ø15.9	Ø22.2	Ø19.1

Connection method

Liquid pipe	}	Flare connection
Suction pipe		
Gas pipe (high/low pressure)		

In case of a heat pump, the suction pipe is not used.