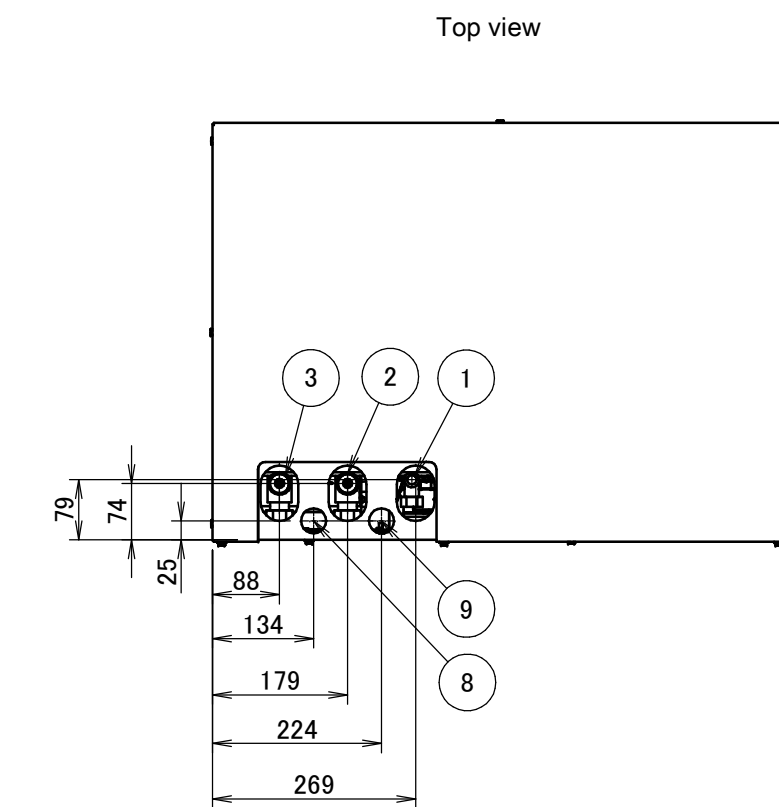


# RWEYQ-T9



Item	Part name	Remark
1	Liquid pipe	See table 1.
2	Suction pipe	See table 2.
3	Gas pipe	See table 3.
4	Water IN connection	External pipe thread ISO 228-G1 1/4 B
5	Water OUT connection	External pipe thread ISO 228-G1 1/4 B
6	Drain outlet	Flexible hose (inside diameter: Ø 10mm)
7	Grounding terminal	M8
8	Power supply wiring intake	Ø 25
9	Cable inlet	Ø 25

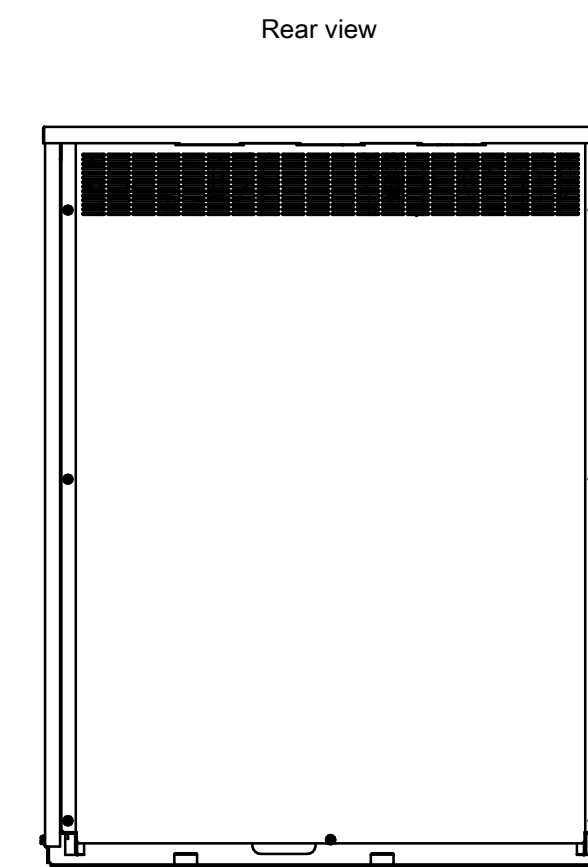
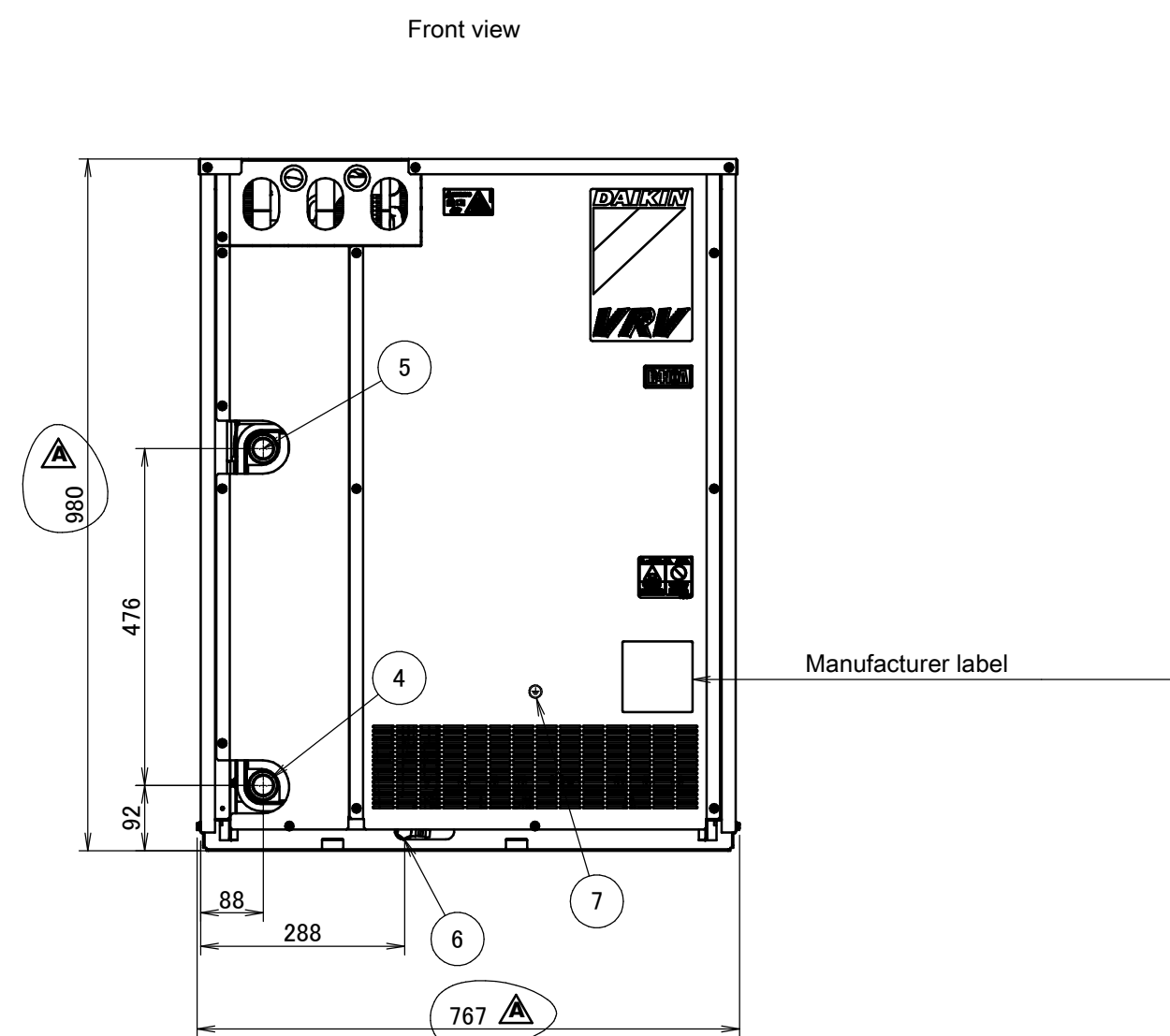
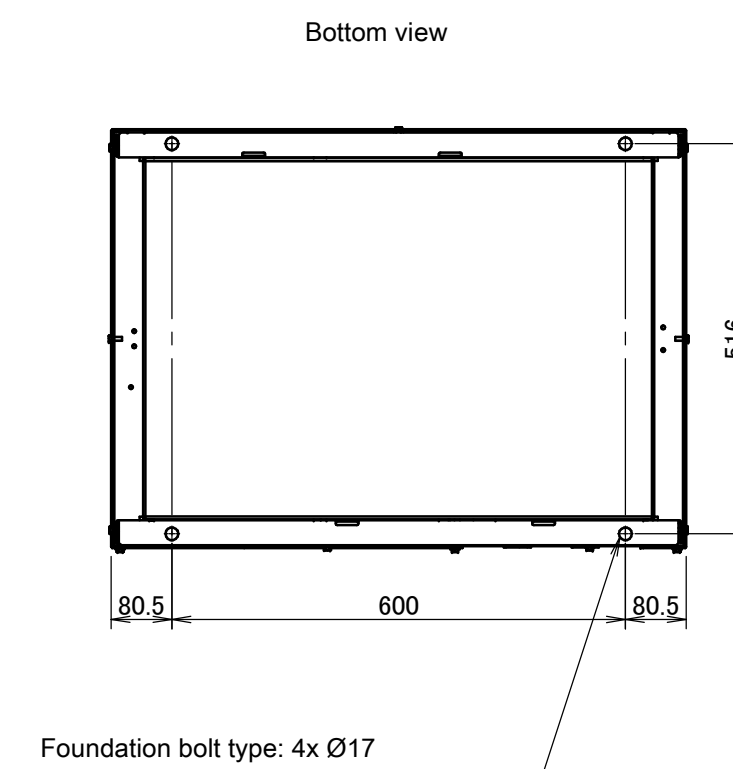


Table 1

Model	RWEYQ8T9		RWEYQ10T9		RWEYQ12T9		RWEYQ14T9	
	Heat pump	Heat recovery	Heat pump	Heat recovery	Heat pump	Heat recovery	Heat pump	Heat recovery
Liquid pipe	Ø 9.5		Ø 9.5		Ø 12.7		Ø 12.7	
Suction pipe	Ø 19.1		Ø 22.2		Ø 28.6		Ø 28.6	
Gas pipe (high/low pressure)	Ø 19.1	Ø 15.9	Ø 22.2	Ø 19.1	Ø 28.6	Ø 19.1	Ø 28.6	Ø 22.2

Notes

1. The grounding terminal is located in the switch box.
2. The pipe connections are brazed connections.
3. In case of a heat pump, the suction pipe is not used.

**2D108932A**