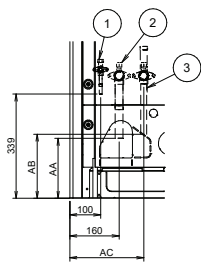
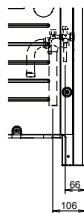


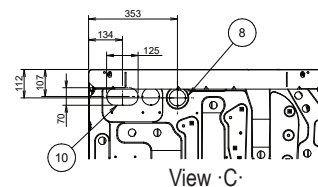
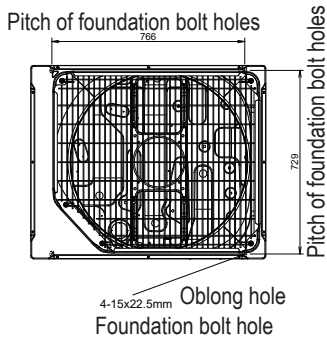
RYMQ8-12T



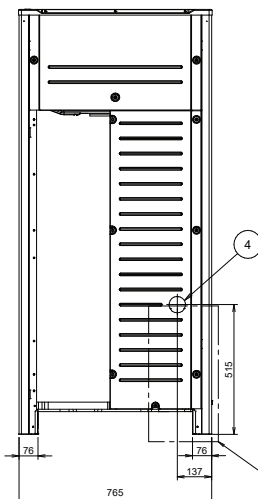
Detail ·A·



Detail ·B·

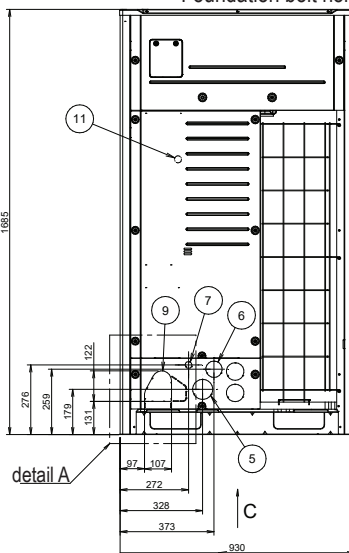


View ·C·

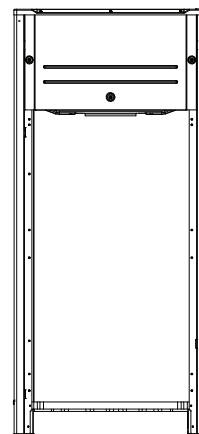


765

detail B



detail A



No.	Part name	Remark
1	Liquid pipe connection port	See note ·3·.
2	Gas pipe connection port	See note ·3·.
3	Equalising pipe connection port High pressure/low pressure gas pipe	See note ·3·.
4	Power cord routing hole (side)	Ø65
5	Power cord routing hole (front)	Ø80
6	Power cord routing hole (front)	Ø65
7	Power cord routing hole (front)	Ø27
8	Power cord routing hole (bottom)	Ø65
9	Pipe routing hole (front)	
10	Pipe routing hole (bottom)	
11	Grounding terminal	Inside of the switch box (-M8-)

Model	AA	AB	AC
RYYQ8T, RXYQ8T, RXYQQ8T, RXYTQ8T	248		
RYYQ10-12T, RXYQ10-12T, RXYQQ10-12T	195		
RYMQ8T	248	208	240
REMQ5T, RYMQ10-12T, REYQ8-12T	195	208	240

NOTES

- Detail ·A· and detail ·B· indicate the dimensions after fixing the attached piping.
- Items ·4 - 10·: Knockout hole.
- Gas pipe

RYYQ8T, RYMQ8T, RXYQ8T, RXYQQ8T, RXYTQ8T RYYQ10T, RYMQ10T

: Ø ·19.1· brazing connection

RXYQ10T, RXYQQ10T REMQ5T, REYQ8-12T

: Ø ·22.2· brazing connection

RYYQ12T, RYMQ12T, RXYQ12T, RXYQQ12T

: Ø ·25.4· brazing connection

Liquid pipe

RYYQ8-10T, RYMQ8-10T, RXYQ8-10T, RXYQQ8-10T, REMQ5T, REYQ8-12T

: Ø ·28.6· brazing connection

RXYTQ8T

: Ø ·9.5· brazing connection

RYYQ12T, RYMQ12T, RXYQ12T, RXYQQ12T

: Ø ·12.7· brazing connection

Equalising pipe

RYMQ12T

: Ø ·19.1· brazing connection

RYMQ8-10T

: Ø ·22.2· brazing connection

High pressure/low pressure gas pipe

REMQ5T, REYQ8-12T

: Ø ·19.1· brazing connection